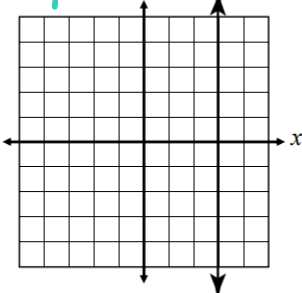
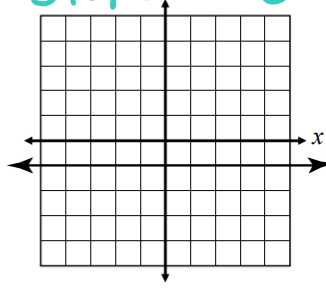
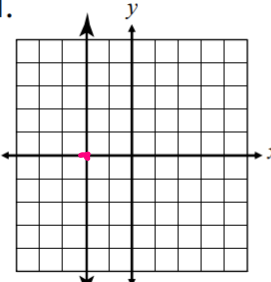
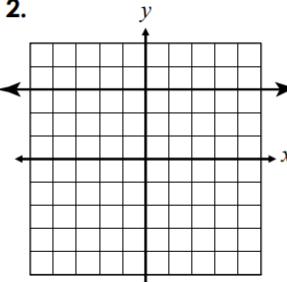
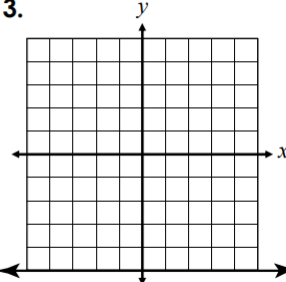
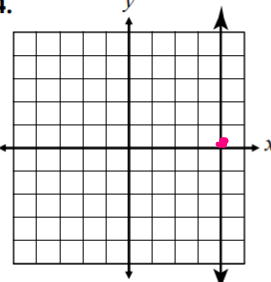
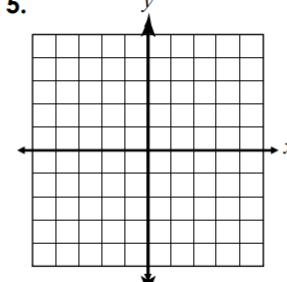
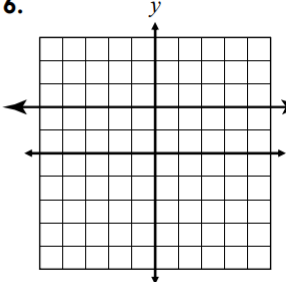
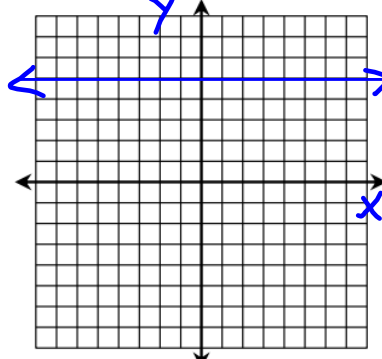
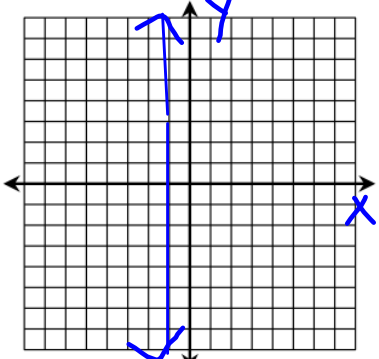
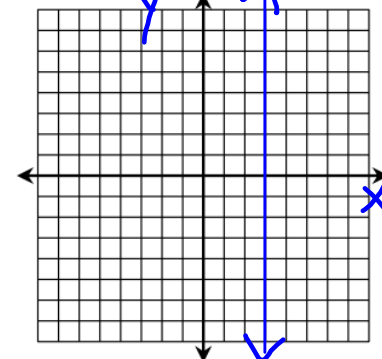
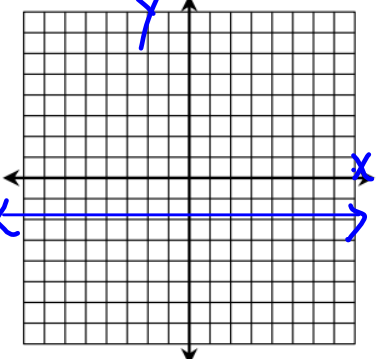
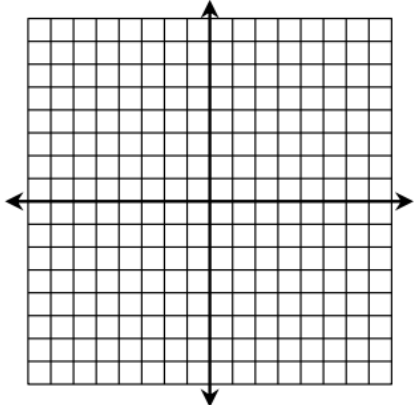
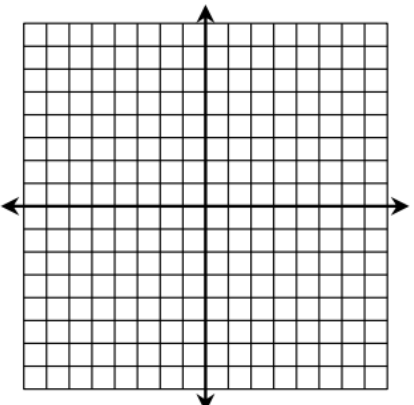


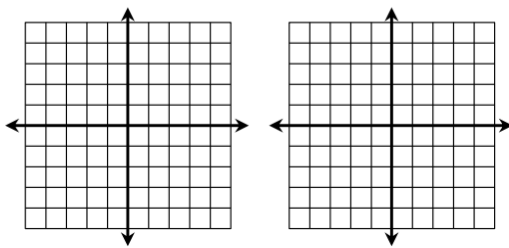
VERTICAL & HORIZONTAL LINES

VERTICAL & HORIZONTAL LINES	Vertical Lines	Horizontal Lines
	<p>A vertical line is written in the form $x = a$, where a represents the line's x-intercept.</p> <p style="color: green; font-style: italic;">slope \rightarrow undefined</p>  <p>The equation of the vertical line graphed above is</p> <p style="color: red; font-size: 1.2em; text-align: center;"><u> $x = 3$ </u></p>	<p>A horizontal line is written in the form $y = a$, where a represents the line's y-intercept.</p> <p style="color: green; font-style: italic;">slope \rightarrow 0</p>  <p>The equation of the horizontal line graphed above is</p> <p style="color: blue; font-size: 1.2em; text-align: center;"><u> $y = -1$ </u></p>
	<p>**Remember, if the line intersects the x-axis, it's $x = a$, if a line intersects the y-axis, it's $y = a$.**</p>	

EXAMPLES	Directions: Write the equation of the line shown on the graph.		
	1.	2.	3.
			
	$x = -2$	$y = 3$	$y = -5$
	4.	5.	6.
			
$x = 4$	$x = 0$	$y = 2$	

Directions: Graph each equation.	
7. $y = 5$	8. $x = -1$
	
9. $x = 3$	10. $y = -2$
	

<p>11. $y = 4$</p> 	<p>12. $x = -7$</p> 
--	---

QUESTIONS	<p>13. What is the slope of the line $y = 4$? <i>hor.</i> $m = 0$</p>
	<p>14. What is the slope of the line $x = -2$? <i>vert.</i> <i>undefined</i></p>
	<p>15. What is the slope of the line $x = 0$? <i>vert.</i> <i>undefined</i></p>
	<p>16. Which axis is $y = -1$ parallel to? <i>hor.</i> <i>X-axis</i></p>
	<p>17. Which axis is $x = 4$ parallel to? <i>vert.</i> <i>Y-axis</i></p>
	<p>18. How does the graph of $y = 3$ differ from $y = 3x$? Graph both and explain.</p> <div style="text-align: center; margin-top: 20px;">  </div>